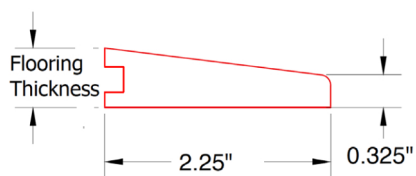
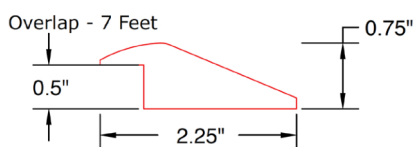


Moulding Profiles

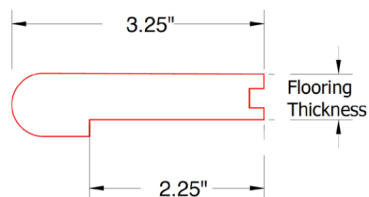
Reducer - Flush HW



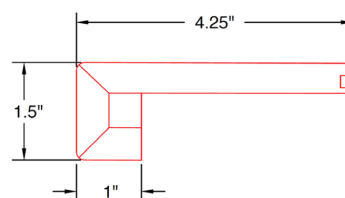
Reducer - Overlap HW



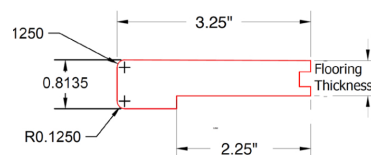
Stair Nosing Round HW



Stair Nosing Square 4' HW



Stair Nosing Square 7' HW



T-mould HW

